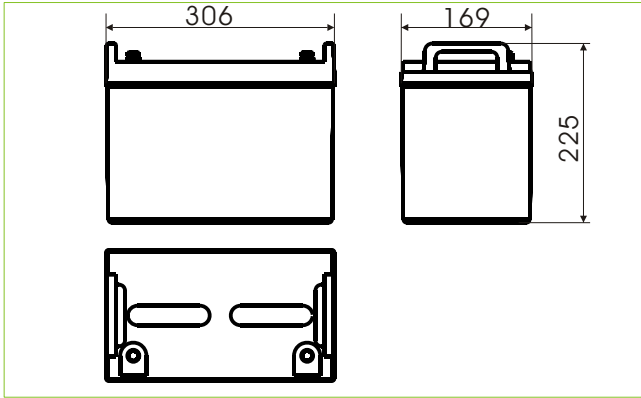


# 6-CNFJ-90



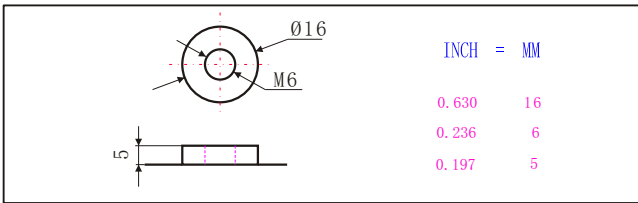
## Specifications

Nominal Voltage		12V
Rated Capacity(10 hour rate)		90AH
Dimension	Total Height (with terminals)	225mm(8.86inches)
	Height	206mm(8.11inches)
	Length	306mm(12.05inches)
	Width	169mm(6.65inches)
Weight		Approx.28kg(61.67lbs)

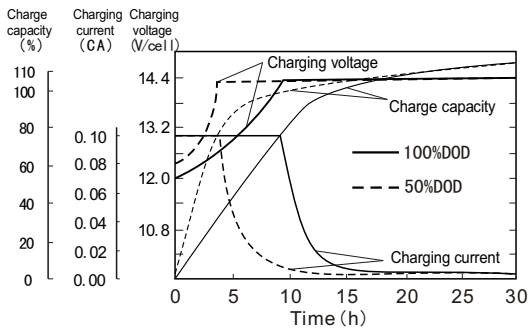
## Characteristics

Capacity 77°F(25°C)	120 hour rate (0.9A)	108AH
	20 hour rate (5A)	100AH
	10 hour rate (9A)	90AH
Internal Resistance	Full charged Battery 77°F(25°C)	6.3mΩ
Self - Discharge 77°F(25°C)	Capacity after 3 month storage	95%
	Capacity after 6 month storage	85%
	Capacity after 12 month storage	80%
Max. Discharge Current 77°F(25°C)	900A(5S)	
Terminal	Standard	F3
	Optional	
Charging (Constant Voltage)	Cycle	Initial Charging Current 27A or small 14.4V~14.8V/77°F(25°C)
	Float	13.5V~13.8V/77°F(25°C)

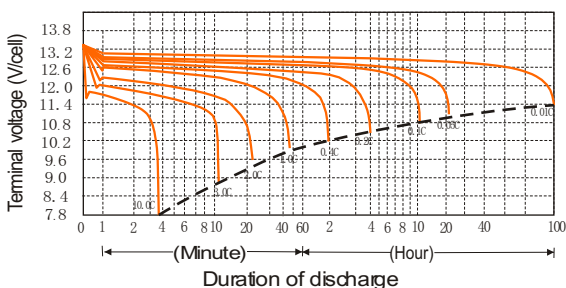
## Terminal (F3)



## Charge characteristics 77°F(25°C)



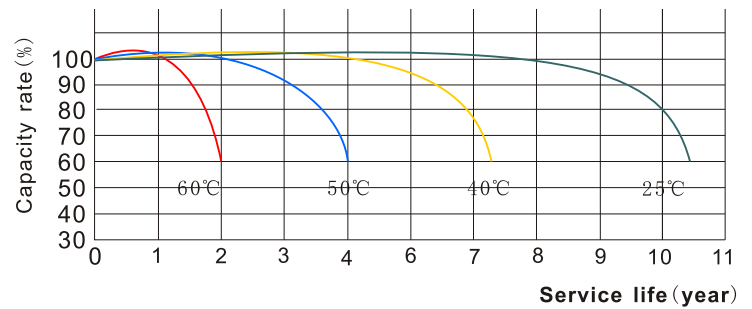
## Discharge characteristics 77°F(25°C)



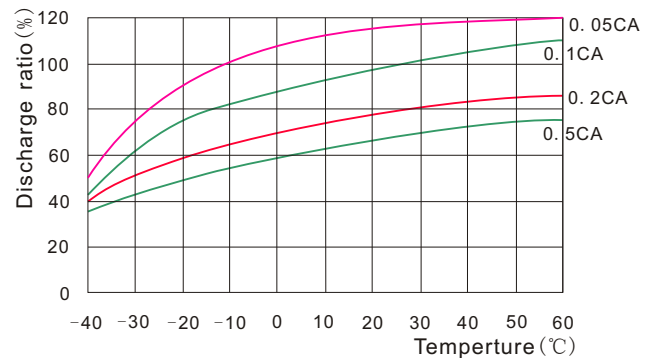
## Discharge current and final discharge voltage

Discharge current (A)	Final discharge voltage (V/cell)
0.05C or below or intermittent discharge	11.4
0.05C of current close to it	11.1
0.1C of current close to it	10.8
0.2C of current close to it	10.5
From 0.2C to 0.5C	10.2
From 0.5C to 1C	9.6
From 1C to 3C	9.0
Current in excess of 3C	7.8

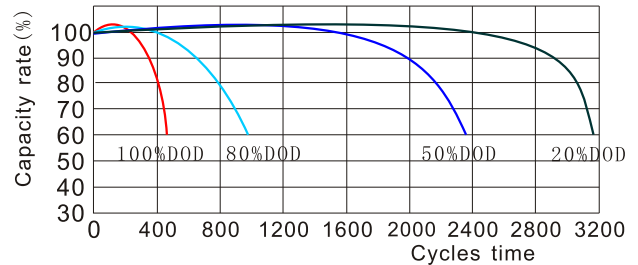
## Temperature and float service life



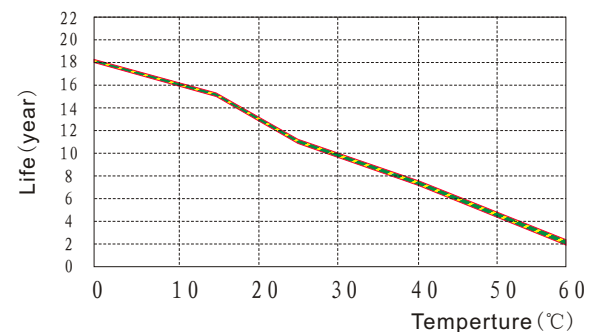
## Temperature and discharge capacity



## Cycle life curves (25°C)



## Float service life



# 6-CNFJ-90

## Constant Current Discharge Characteristics Units: Amperes (25°C, 77°F)

End voltage per cell	5min	15min	30min	45min	1h	2h	3h	4h	5h	6h	8h	10h	12h	20h	24h
1.60V	243	155	102	77.0	63.0	37.5	27.3	21.2	18.0	15.5	11.7	9.45	7.97	4.98	4.17
1.67V	209	141	94.8	72.9	60.9	35.8	25.9	21.0	17.1	15.3	11.5	9.27	7.97	4.98	4.17
1.70V	200	136	91.8	72.0	58.9	35.2	25.4	20.8	17.0	15.2	11.4	9.18	7.97	4.97	4.16
1.75V	182	128	88.2	69.2	57.0	33.9	24.7	20.2	16.5	14.8	11.2	9.09	7.89	4.97	4.15
1.80V	161	117	84.9	66.7	54.5	32.8	24.3	19.9	16.1	14.5	11.0	9.00	7.72	4.95	4.13
1.83V	140	107	78.4	62.0	51.6	31.3	23.4	19.1	15.4	14.0	10.6	8.73	7.52	4.93	4.01
1.85V	120	96.8	72.0	57.3	48.7	30.0	22.5	18.4	14.8	13.5	10.3	8.49	7.30	4.92	3.90

## Discharge Data with Constant Power Units: Wattscell (25 C, 77 F) °

End voltage per cell	5min	15min	30min	45min	1h	2h	3h	4h	5h	6h	8h	10h	12h	20h	24h
1.60V	404	272	186	142	117	71.9	52.2	40.6	34.6	30.3	23.0	18.8	15.7	9.72	8.15
1.67V	360	253	174	136	114	69.4	50.9	40.4	33.5	30.0	22.5	18.3	15.7	9.72	8.15
1.70V	349	227	169	134	111	67.6	48.9	40.1	32.9	29.8	22.4	18.1	15.7	9.72	8.14
1.75V	322	232	164	130	108	65.3	47.8	39.1	32.0	29.3	22.0	17.9	15.7	9.72	8.13
1.80V	292	214	158	126	107	63.2	47.2	37.8	31.2	28.9	21.6	17.7	15.2	9.63	8.12
1.83V	258	198	148	118	98.7	60.8	45.4	38.5	30.1	28.1	20.9	17.3	14.8	9.63	7.91
1.85V	224	182	137	110	93.6	58.5	43.9	36.2	29.0	27.3	20.2	16.8	14.5	9.54	7.71