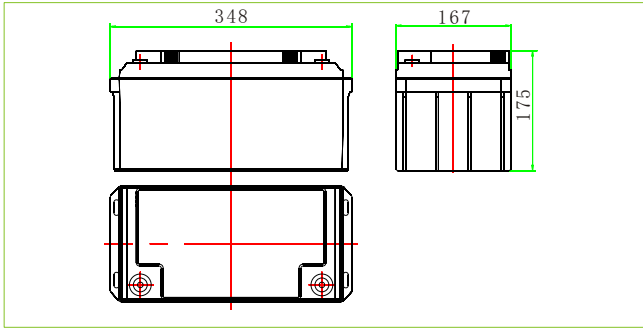


# 6-CNFJ-65



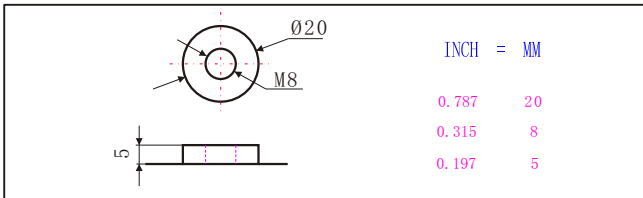
## Specifications

Nominal Voltage		12V
Rated Capacity(10 hour rate)		65AH
Dimension	Total Height (with terminals)	175mm(6.89inches)
	Height	175mm(6.89inches)
	Length	348mm(13.7inches)
	Width	167mm(6.57inches)
Weight		Approx.22kg(48.46lbs)

## Characteristics

Capacity 77°F(25°C)	120 hour rate (0.65A)	78AH
	20 hour rate (3.6A)	72AH
	10 hour rate (6.5A)	65AH
Internal Resistance	Full charged Battery 77°F(25°C)	7.5mΩ
Self - Discharge 77°F(25°C)	Capacity after 3 month storage	95%
	Capacity after 6 month storage	85%
	Capacity after 12 month storage	80%
Max. Discharge Current 77°F(25°C)		650A(5S)
Terminal	Standard	F4
	Optional	
Charging (Constant Voltage)	Cycle	Initial Charging Current 19.5A or small 14.4V~14.8V/77°F(25°C)
	Float	13.5V~13.8V/77°F(25°C)

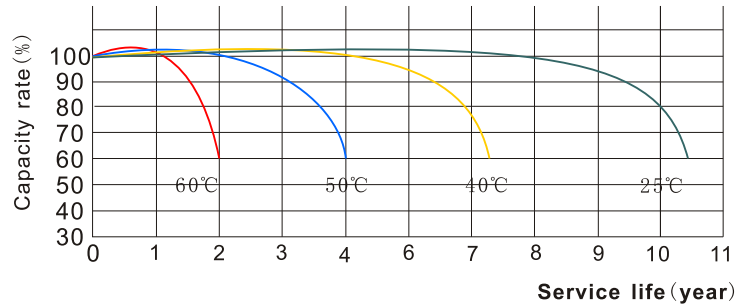
## Terminal (F4)



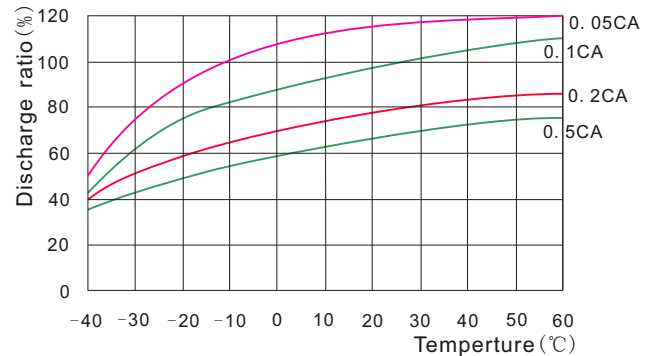
## Discharge current and final discharge voltage

Discharge current (A)	Final discharge voltage (V/cell)
0.05C or below or intermittent discharge	11.4
0.05C of current close to it	11.1
0.1C of current close to it	10.8
0.2C of current close to it	10.5
From 0.2C to 0.5C	10.2
From 0.5C to 1C	9.6
From 1C to 3C	9.0
Current in excess of 3C	7.8

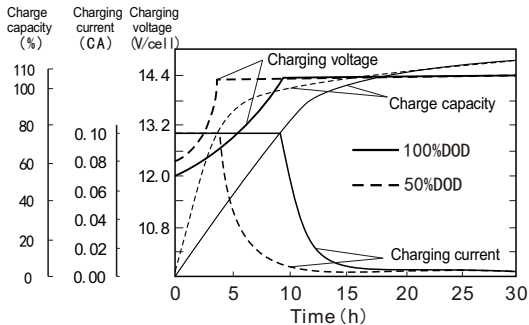
## Temperature and float service life



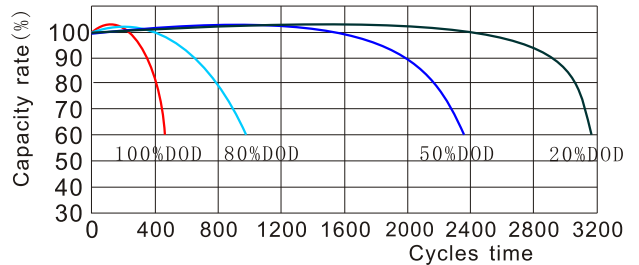
## Temperature and discharge capacity



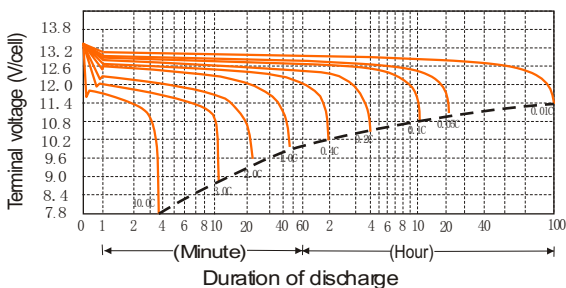
## Charge characteristics 77°F(25°C)



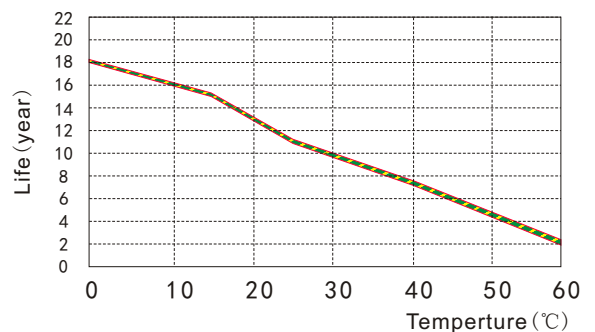
## Cycle life curves (25°C)



## Discharge characteristics 77°F(25°C)



## Float service life



# 6-CNFJ-65

## Constant Current Discharge Characteristics Units: Amperes (25°C, 77°F)

End voltage per cell	5min	15min	30min	45min	1h	2h	3h	4h	5h	6h	8h	10h	12h	20h	24h
1.60V	175	112	73.8	55.5	45.4	27.1	19.6	15.3	13.0	11.1	8.45	6.82	5.75	3.59	3.01
1.67V	151	101	68.4	52.6	44.0	25.8	18.7	15.1	12.3	11.0	8.32	6.69	5.75	3.59	3.01
1.70V	144	98.4	66.3	52.0	42.5	25.4	18.3	15.0	12.2	10.9	8.25	6.63	5.75	3.58	3.00
1.75V	131	92.1	63.7	49.9	41.1	24.5	17.8	14.6	11.8	10.7	8.12	6.56	5.70	3.58	2.99
1.80V	116	84.4	61.2	48.1	39.3	23.6	17.5	14.3	11.6	10.4	7.93	6.50	5.57	3.57	2.98
1.83V	101	77.1	56.6	44.7	37.2	22.6	16.9	13.7	11.1	10.0	7.67	6.30	5.42	3.56	2.89
1.85V	86.6	69.8	52.0	41.4	35.1	21.6	16.2	13.2	10.6	9.75	7.41	6.13	5.27	3.55	2.81

## Discharge Data with Constant Power Units: Watts per cell (25°C, 77°F)

End voltage per cell	5min	15min	30min	45min	1h	2h	3h	4h	5h	6h	8h	10h	12h	20h	24h
1.60V	291	196	134	102	84.7	51.7	37.7	29.3	24.9	21.9	16.5	13.5	11.3	7.02	5.88
1.67V	260	182	125	97.8	82.5	50.1	36.7	29.1	24.1	21.6	16.2	13.1	11.3	7.02	5.88
1.70V	251	178	122	96.8	80.2	48.8	35.2	28.9	23.7	21.5	16.1	13.0	11.3	7.02	5.88
1.75V	232	167	118	93.8	78.0	47.1	34.4	28.5	23.1	21.1	15.8	12.9	11.3	7.02	5.87
1.80V	210	154	114	90.8	75.0	45.6	34.0	28.0	22.5	20.8	15.6	12.8	10.9	6.95	5.86
1.83V	186	142	106	85.1	71.3	43.9	32.8	27.1	21.7	20.2	15.0	12.4	10.7	6.95	5.71
1.85V	161	131	99.0	79.4	67.6	42.2	31.7	26.1	20.9	19.6	14.5	12.1	10.4	6.89	5.57