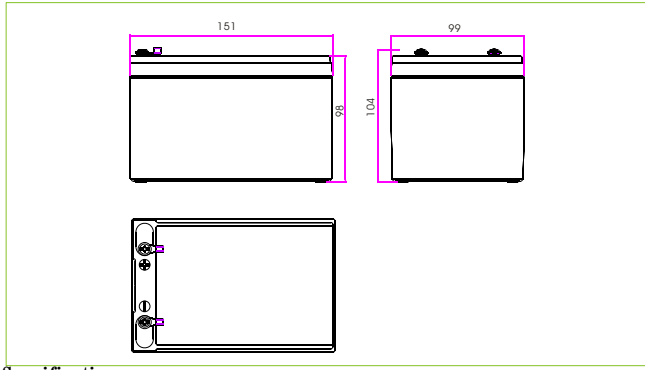


6-CNFJ-12



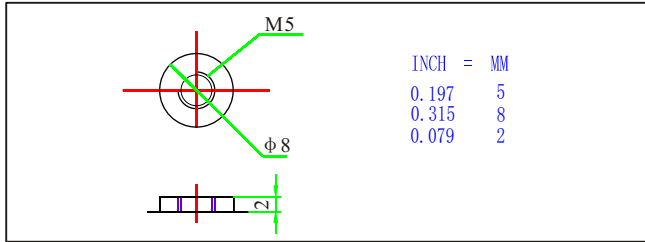
Specifications

Nominal Voltage		12V
Rated Capacity(10 hour rate)		12AH
Dimension	Total Height (with terminals)	104mm(4.09inches)
	Height	98mm(3.86inches)
	Length	151mm(5.94inches)
	Width	99mm(3.90inches)
Weight		Approx.4.35kg(9.58lbs)

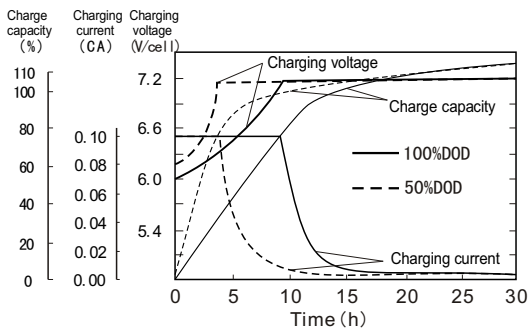
Characteristics

Capacity 77°F(25°C)	120 hour rate (120mA)	14.4AH
	20 hour rate (660mA)	13.2AH
	10 hour rate (1.2A)	12AH
Internal Resistance	Full charged Battery 77°F(25°C)	12mΩ
Self - Discharge 77°F(25°C)	Capacity after 3 month storage	95%
	Capacity after 6 month storage	85%
	Capacity after 12 month storage	80%
Max. Discharge Current 77°F(25°C)		120A(5S)
Terminal	Standard	F6
	Optional	
Charging (Constant Voltage)	Cycle	Initial Charging Current 3.6A or small 14.4V~14.8V/77°F(25°C)
	Float	13.5V~13.8V/77°F(25°C)

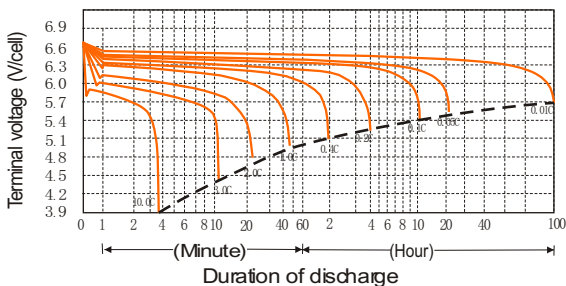
Terminal (F6)



Charge characteristics 77°F(25°C)



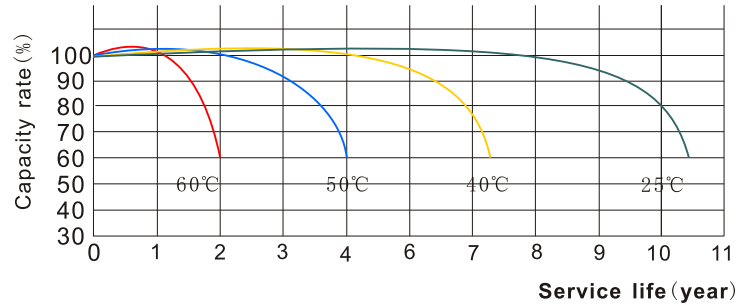
Discharge characteristics 77°F(25°C)



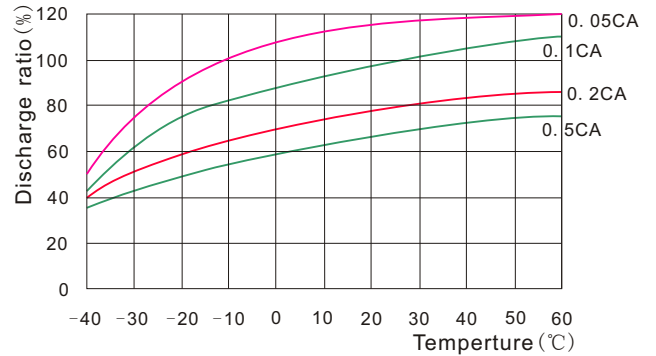
Discharge current and final discharge voltage

Discharge current(A)	Final discharge voltage (V/cell)
0.05C or below or intermittent discharge	11.4
0.05C of current close to it	11.1
0.1C of current close to it	10.8
0.2C of current close to it	10.5
From 0.2C to 0.5C	10.2
From 0.5C to 1C	9.6
From 1C to 3C	9.0
Current in excess of 3C	7.8

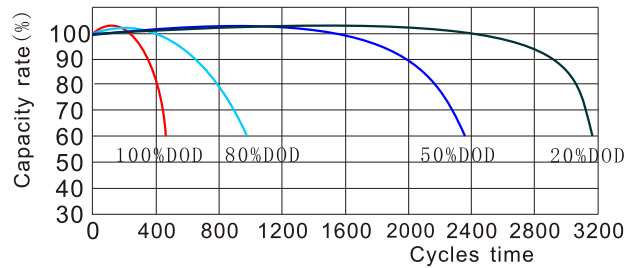
Temperature and float service life



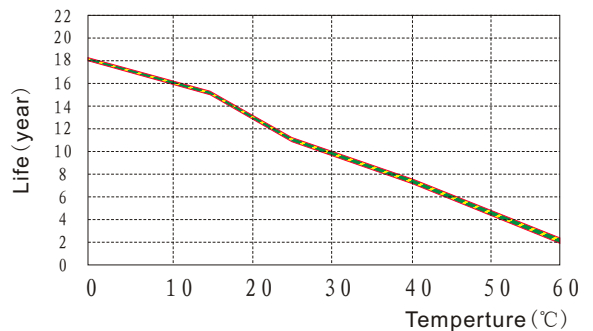
Temperature and discharge capacity



Cycle life curves (25°C)



Float service life



6-CNFJ-12

Constant Current Discharge Characteristics Units: Amperes (25°C, 77°F)

End voltage per cell	5min	15min	30min	45min	1h	2h	3h	4h	5h	6h	8h	10h	12h	20h	24h
1.60V	32.4	20.6	13.6	10.2	8.38	5.00	3.64	2.82	2.40	2.06	1.56	1.26	1.04	0.68	0.55
1.67V	27.9	18.7	12.6	9.72	8.12	4.77	3.45	2.79	2.28	2.04	1.53	1.23	1.04	0.68	0.55
1.70V	26.6	18.1	12.2	9.60	7.84	4.70	3.38	2.77	2.26	2.02	1.52	1.22	1.04	0.67	0.55
1.75V	24.2	17.0	11.7	9.23	7.59	4.52	3.28	2.70	2.19	1.98	1.50	1.21	1.03	0.67	0.55
1.80V	21.4	15.5	11.3	8.89	7.27	4.36	3.24	2.65	2.14	1.93	1.46	1.20	1.03	0.65	0.54
1.83V	18.7	14.2	10.4	8.26	6.87	4.17	3.12	2.54	2.05	1.86	1.41	1.15	0.98	0.64	0.53
1.85V	16.0	12.9	9.60	7.64	6.49	4.00	3.00	2.44	1.96	1.80	1.36	1.13	0.97	0.63	0.52

Discharge Data with Constant Power Units: Watts per cell (25°C, 77°F)

End voltage per cell	5min	15min	30min	45min	1h	2h	3h	4h	5h	6h	8h	10h	12h	20h	24h
1.60V	53.7	36.2	24.7	18.8	15.5	9.55	6.96	5.41	4.61	4.04	3.06	2.49	2.08	1.29	1.08
1.67V	48.0	33.7	23.1	18.0	15.2	9.25	6.79	5.38	4.46	3.99	3.00	2.43	2.08	1.29	1.08
1.70V	46.4	32.8	22.5	17.8	14.8	9.01	6.51	5.35	4.38	3.97	2.99	2.41	2.07	1.29	1.08
1.75V	42.9	30.9	21.8	17.3	14.4	8.71	6.36	5.26	4.27	3.91	2.93	2.38	2.07	12.9	1.07
1.80V	38.9	28.4	21.0	16.7	13.8	8.42	6.28	5.17	4.16	3.85	2.88	2.36	2.02	1.28	1.07
1.83V	34.3	26.3	19.6	15.7	13.1	8.11	6.07	5.00	4.02	3.74	2.78	2.30	1.98	1.28	1.05
1.85V	29.8	24.2	18.2	14.6	12.4	7.80	5.85	4.82	3.86	3.63	2.69	2.24	1.93	1.27	1.02